

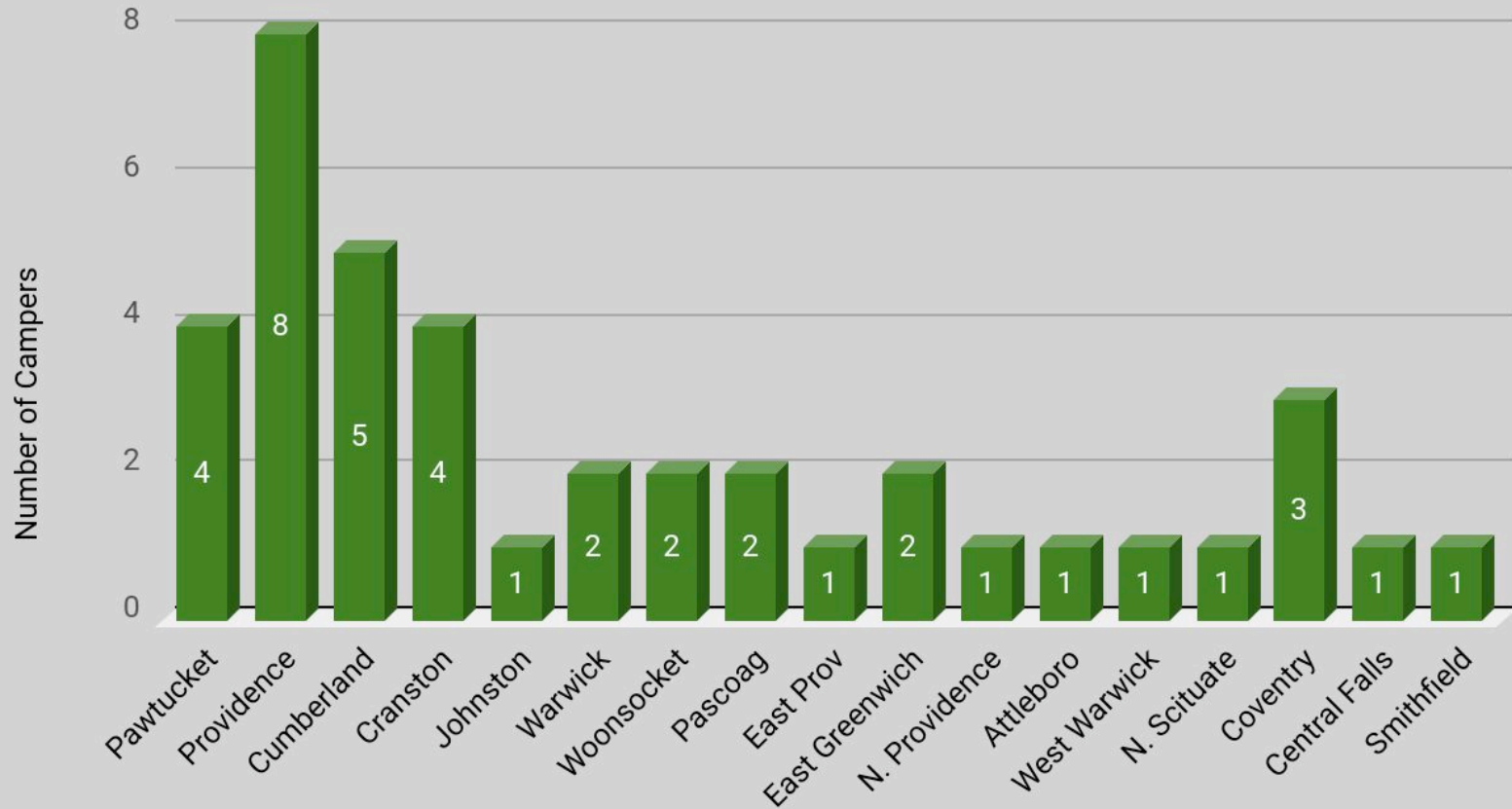
# **CAMP RUGGLES**

## **2020**

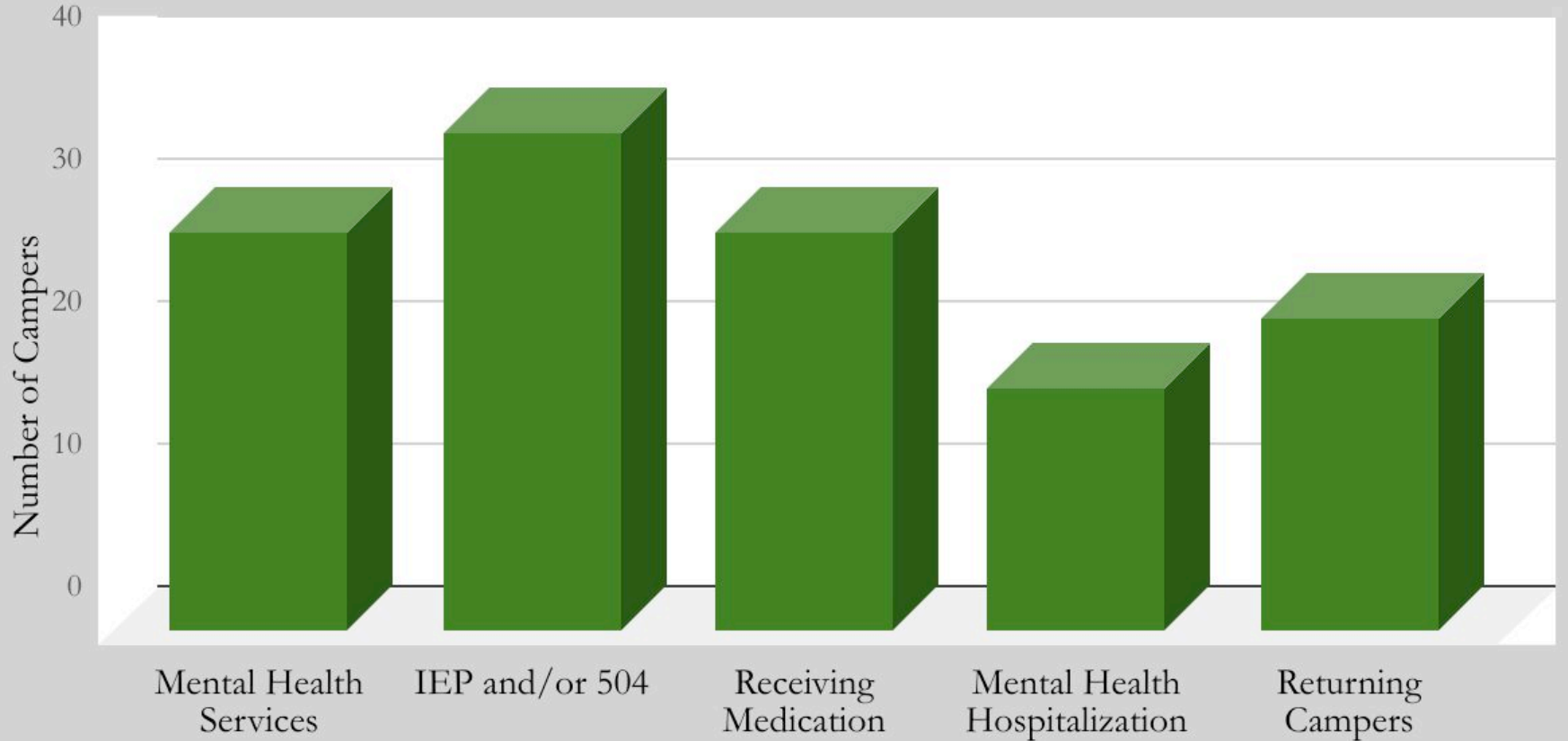
### **Demographics and Statistics**

**Based on an enrollment of 40 campers**

# Town of Residence

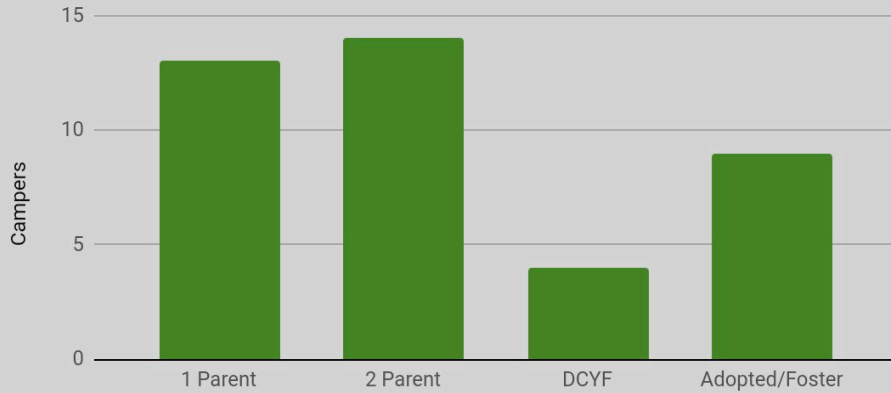


# Camper Characteristics



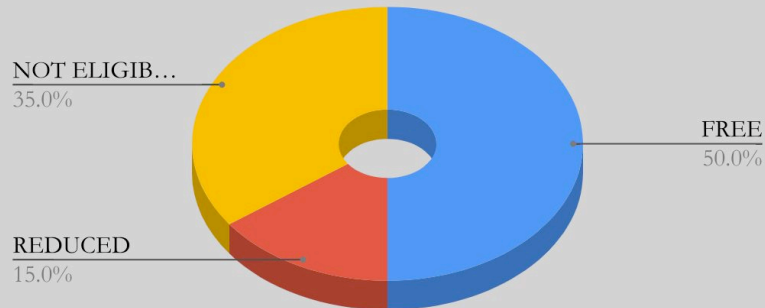
<b>Camper Characteristics</b>	<b>Number of Campers</b>	<b>Percentage</b>
Mental Health Services	28	70%
IEP and/or 504	35	88%
Receiving Medication	28	70%
Mental Health Hospitalization	17	43%
Returning Campers	22	55%

## Household Composition



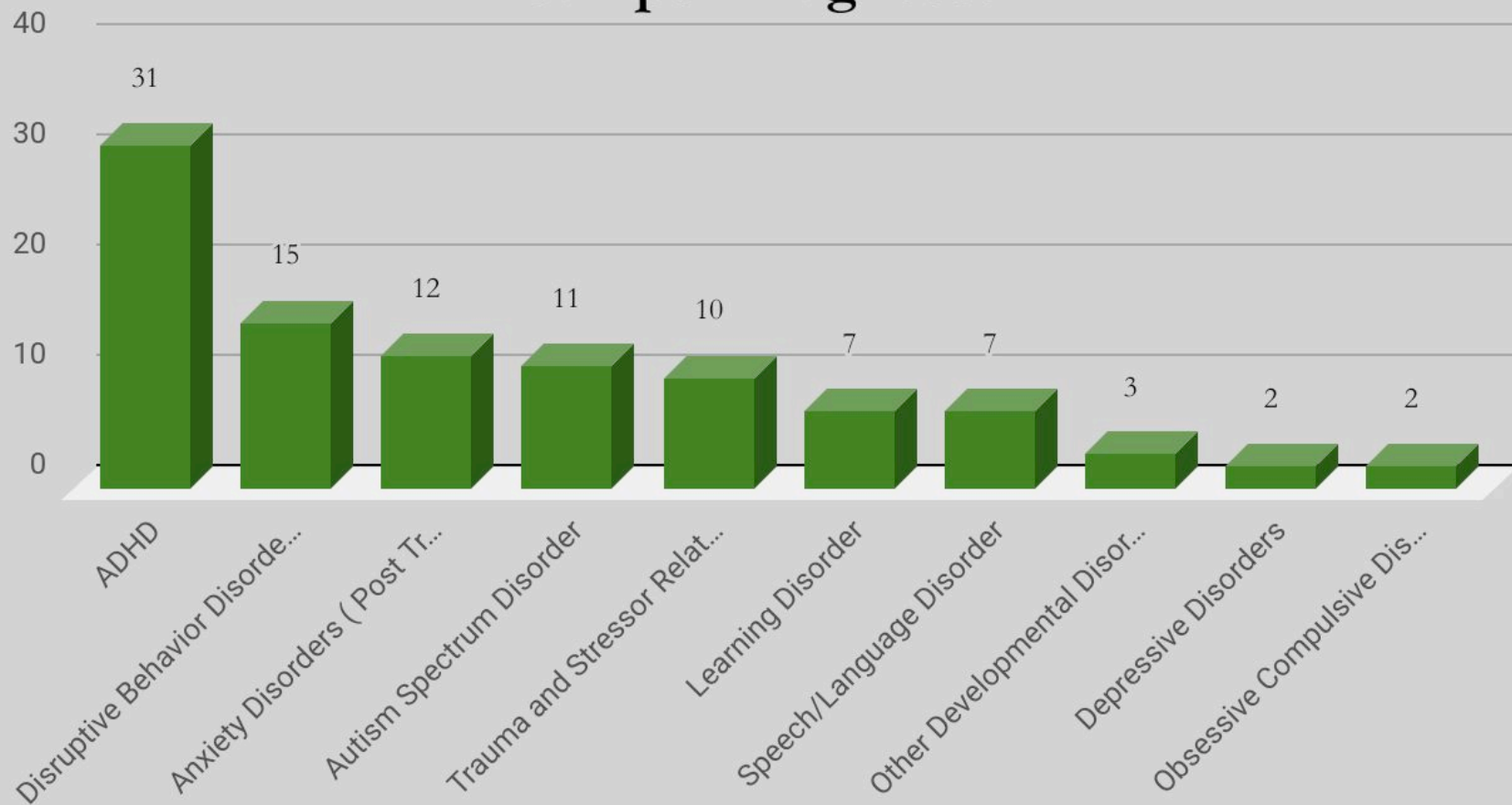
Household Composition	Campers	Percentage
1 Parent	13	33%
2 Parent	14	35%
DCYF	4	10%
Adopted/Foster	9	23%

## Income Eligibility



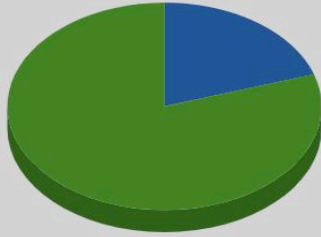
Food Program Eligibility	Number of Campers	Percentage
FREE	20	50%
REDUCED	6	15%
NOT ELIGIBLE	14	35%

# Camper Diagnoses



<b>Camper Diagnosis</b>	<b># of campers</b>	<b>Percentage of campers</b>
<b>ADHD</b>	<b>31</b>	<b>78%</b>
<b>Disruptive Behavior Disorder/ODD</b>	<b>15</b>	<b>38%</b>
<b>Anxiety Disorders ( Post Traumatic Stress Disorder and Reactive Attachment Disorder)</b>	<b>12</b>	<b>30%</b>
<b>Autism Spectrum Disorder</b>	<b>11</b>	<b>28%</b>
<b>Trauma and Stressor Related Disorders**</b>	<b>10</b>	<b>25%</b>
<b>Learning Disorder</b>	<b>7</b>	<b>18%</b>
<b>Speech/Language Disorder</b>	<b>7</b>	<b>18%</b>
<b>Other Developmental Disorder</b>	<b>3</b>	<b>8%</b>
<b>Depressive Disorders</b>	<b>2</b>	<b>5%</b>
<b>Obsessive Compulsive Disorder</b>	<b>2</b>	<b>5%</b>

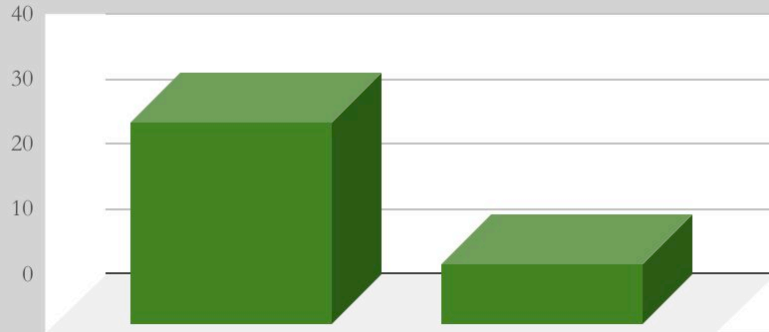
## Ethnicity



● Hispanic or Latino ● Not Hispanic or Latino

Race	Campers	Percentage
White or Caucasian	31	77%
Black or African American	9	23%

## Camper Race

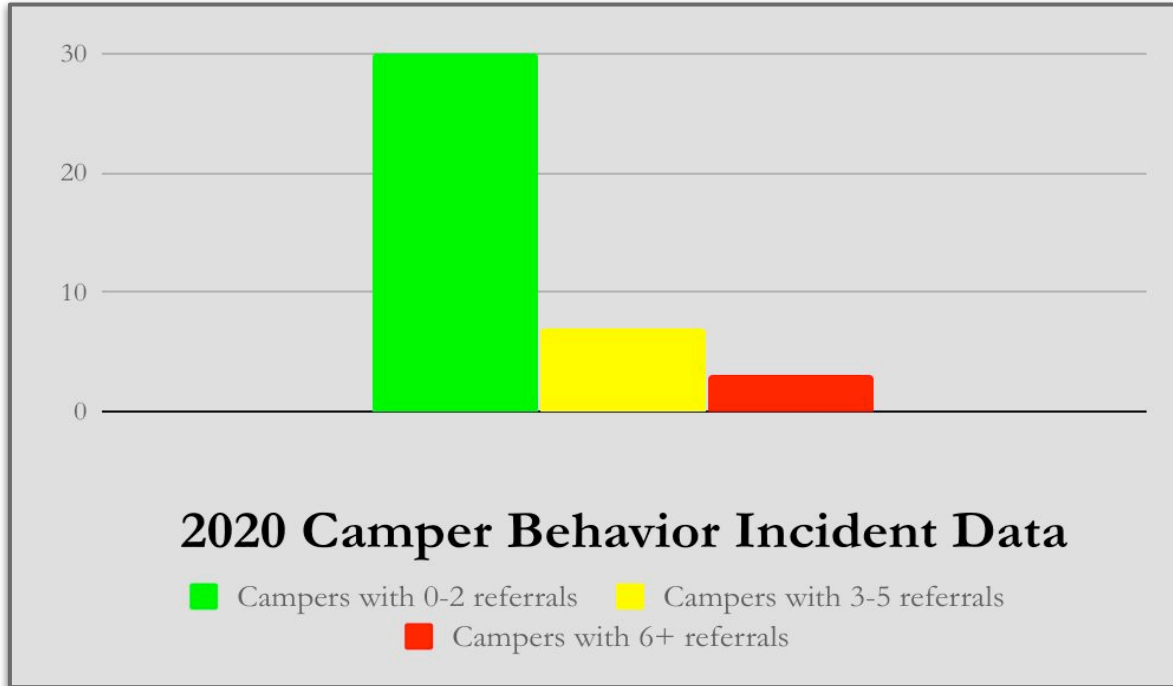


White or Caucasian Black or African American

Race	Campers	Percentage
White or Caucasian	31	77%
Black or African American	9	23%



2020 Camper Behavior Incident Data		
Campers with 0-2 referrals	Campers with 3-5 referrals	Campers with 6+ referrals
30	7	3



A major focus of our teaching and therapeutic support is to identify, teach, and reinforce expected behaviors, as well as teach children alternatives to unexpected behaviors. We measure our success by documenting behavior incidents and noting how many campers exhibited 0-1 behavior incidents over a summer, 2-5 over a summer, and 6 or more.